

# 39 200m Individual Medley Women Final

Official

Entries

Heats

Summary



Total





















13 years





















14 years

15 years

16 and older

Rank	Competitor	Age	Club	RT	PTS	Result
1	Lovatt Kiri	16	Club 37	0.79		<b>2:28.42</b> <span style="color: green;">-6.98</span> Entry: 2:35.40
	25m: 15.07	50m: 33.19 (18.12)	75m: 54.11 (20.92)			
	100m: 1:13.80 (19.69)	125m: 1:33.37 (19.57)	150m: 1:53.62 (20.25)			
	175m: 2:11.68 (18.06)	200m: 2:28.42 (16.74)				
2	Thompson Emily	16	Ice Breaker ...	0.71		<b>2:30.50</b> <span style="color: green;">-5.83</span> Entry: 2:36.33
	25m: 14.45	50m: 32.50 (18.05)	75m: 52.97 (20.47)			
	100m: 1:13.06 (20.09)	125m: 1:34.28 (21.22)	150m: 1:55.47 (21.19)			
	175m: 2:14.02 (18.55)	200m: 2:30.50 (16.48)				
3	Spalding Indie	14	Porirua City...	0.72		<b>2:33.16</b> <span style="color: green;">-6.46</span> Entry: 2:39.62
	25m: 14.49	50m: 32.30 (17.81)	75m: 52.03 (19.73)			
	100m: 1:10.49 (18.46)	125m: 1:33.61 (23.12)	150m: 1:57.01 (23.40)			
	175m: 2:16.39 (19.38)	200m: 2:33.16 (16.77)				
4	Du Emma	14	Coast Swim...	0.63		<b>2:33.74</b> <span style="color: green;">-6.99</span> Entry: 2:40.73
	25m: 15.03	50m: 32.60 (17.57)	75m: 53.18 (20.58)			
	100m: 1:12.50 (19.32)	125m: 1:34.34 (21.84)	150m: 1:57.10 (22.76)			
	175m: 2:16.35 (19.25)	200m: 2:33.74 (17.39)				
5	Humphries Brooke	14	North Shore...	0.70		<b>2:33.88</b> <span style="color: green;">-9.19</span> Entry: 2:43.07
	25m: 15.01	50m: 33.36 (18.35)	75m: 53.66 (20.30)			
	100m: 1:12.74 (19.08)	125m: 1:36.32 (23.58)	150m: 1:59.44 (23.12)			
	175m: 2:17.46 (18.02)	200m: 2:33.88 (16.42)				
6	Hill Lily	14	Aquabladz NP	0.76		<b>2:36.47</b> <span style="color: green;">-4.43</span> Entry: 2:40.90
	25m: 14.73	50m: 32.92 (18.19)	75m: 52.27 (19.35)			
	100m: 1:10.72 (18.45)	125m: 1:35.35 (24.63)	150m: 2:00.11 (24.76)			
	175m: 2:19.05 (18.94)	200m: 2:36.47 (17.42)				
7	Guthrie Camryn	15	Liz van Weli...	0.75		<b>2:36.98</b> <span style="color: green;">-6.31</span> Entry: 2:43.29
	25m: 15.41	50m: 33.86 (18.45)	75m: 54.92 (21.06)			
	100m: 1:14.79 (19.87)	125m: 1:37.89 (23.10)	150m: 2:01.22 (23.33)			
	175m: 2:19.61 (18.39)	200m: 2:36.98 (17.37)				
8	Shields Annabelle	14	Pukekohe S...	0.71		<b>2:37.47</b> <span style="color: green;">-6.40</span> Entry: 2:43.87
	25m: 15.97	50m: 35.69 (19.72)	75m: 55.84 (20.15)			
	100m: 1:15.13 (19.29)	125m: 1:38.28 (23.15)	150m: 2:00.75 (22.47)			
	175m: 2:19.93 (19.18)	200m: 2:37.47 (17.54)				
9	Ericson Maddie	13	Wharenui S...	0.78		<b>2:37.83</b> <span style="color: green;">-6.03</span> Entry: 2:43.86
	25m: 15.77	50m: 33.98 (18.21)	75m: 56.02 (22.04)			

	100m: 1:16.42 (20.40) 175m: 2:21.34 (18.67)	125m: 1:39.23 (22.81) 200m: 2:37.83 (16.49)	150m: 2:02.67 (23.44)		
10	 Harper Maggie	13	 Trojans Swi...	0.77	<b>2:37.89</b> -5.46 Entry: 2:43.35
	25m: 15.87 100m: 1:14.30 (19.04) 175m: 2:21.02 (18.80)	50m: 35.39 (19.52) 125m: 1:38.24 (23.94) 200m: 2:37.89 (16.87)	75m: 55.26 (19.87) 150m: 2:02.22 (23.98)		
11	 Hancock Lexi	15	 Stratford Fl...	0.69	<b>2:38.43</b> -1.58 Entry: 2:40.01
	25m: 15.89 100m: 1:15.42 (19.70) 175m: 2:20.90 (18.31)	50m: 34.72 (18.83) 125m: 1:39.16 (23.74) 200m: 2:38.43 (17.53)	75m: 55.72 (21.00) 150m: 2:02.59 (23.43)		
12	 Evans Isabella	16	 Pukekohe S...	0.67	<b>2:38.80</b> -1.99 Entry: 2:40.79
	25m: 15.77 100m: 1:15.97 (20.04) 175m: 2:21.65 (19.63)	50m: 34.53 (18.76) 125m: 1:38.96 (22.99) 200m: 2:38.80 (17.15)	75m: 55.93 (21.40) 150m: 2:02.02 (23.06)		
13	 Dettling Madison	13	 North Shor...	0.82	<b>2:39.29</b> -5.46 Entry: 2:44.75
	25m: 14.88 100m: 1:13.01 (19.04) 175m: 2:22.64 (18.17)	50m: 33.14 (18.26) 125m: 1:39.03 (26.02) 200m: 2:39.29 (16.65)	75m: 53.97 (20.83) 150m: 2:04.47 (25.44)		
14	 Palmer Analiah	17	 Papakura S...	0.68	<b>2:39.46</b> +0.03 Entry: 2:39.43
	25m: 14.95 100m: 1:13.97 (20.44) 175m: 2:21.62 (19.21)	50m: 32.92 (17.97) 125m: 1:37.52 (23.55) 200m: 2:39.46 (17.84)	75m: 53.53 (20.61) 150m: 2:02.41 (24.89)		
15	 Smith Marnie	14	 Stratford Fl...	0.80	<b>2:39.54</b> -5.71 Entry: 2:45.25
	25m: 15.08 100m: 1:13.89 (19.69) 175m: 2:22.43 (19.09)	50m: 33.97 (18.89) 125m: 1:38.26 (24.37) 200m: 2:39.54 (17.11)	75m: 54.20 (20.23) 150m: 2:03.34 (25.08)		
16	 Whyte Ciara	15	 Pirates Swi...	0.76	<b>2:39.99</b> -5.35 Entry: 2:45.34
	25m: 14.64 100m: 1:13.48 (20.06) 175m: 2:22.94 (19.30)	50m: 32.49 (17.85) 125m: 1:37.84 (24.36) 200m: 2:39.99 (17.05)	75m: 53.42 (20.93) 150m: 2:03.64 (25.80)		
17	 Lam Ashley	13	 Howick Pak...	0.80	<b>2:40.07</b> -6.48 Entry: 2:46.55
	25m: 15.26 100m: 1:15.98 (20.53) 175m: 2:23.42 (19.23)	50m: 33.88 (18.62) 125m: 1:39.62 (23.64) 200m: 2:40.07 (16.65)	75m: 55.45 (21.57) 150m: 2:04.19 (24.57)		
18	 Daly Harriett	14	 Tasman Swi...	0.72	<b>2:40.31</b> -0.90 Entry: 2:41.21
	25m: 15.50 100m: 1:14.61 (19.89) 175m: 2:21.76 (19.60)	50m: 33.89 (18.39) 125m: 1:37.92 (23.31) 200m: 2:40.31 (18.55)	75m: 54.72 (20.83) 150m: 2:02.16 (24.24)		
19	 Watson Elliot	15	 Ashburton ...	0.71	<b>2:40.47</b> -1.21 Entry: 2:41.68
	25m: 16.40 100m: 1:16.22 (20.27) 175m: 2:22.73 (19.23)	50m: 34.87 (18.47) 125m: 1:39.57 (23.35) 200m: 2:40.47 (17.74)	75m: 55.95 (21.08) 150m: 2:03.50 (23.93)		

20	 Blackburn Cayleigh	16	 Waterhole ...	0.80	<b>2:40.64</b> <span style="color: green;">-3.09</span> Entry: 2:43.73
	25m: 15.27	50m: 33.41 (18.14)	75m: 54.00 (20.59)		
	100m: 1:13.56 (19.56)	125m: 1:38.59 (25.03)	150m: 2:03.80 (25.21)		
	175m: 2:23.10 (19.30)	200m: 2:40.64 (17.54)			
21	 Singleton Alahna	17	 Ice Breaker ...	0.75	<b>2:40.76</b> <span style="color: green;">-0.31</span> Entry: 2:41.07
	25m: 15.94	50m: 35.26 (19.32)	75m: 57.67 (22.41)		
	100m: 1:19.55 (21.88)	125m: 1:41.36 (21.81)	150m: 2:04.22 (22.86)		
	175m: 2:23.36 (19.14)	200m: 2:40.76 (17.40)			
22	 Chan Kymond	15	 Mt Wellingt...	0.75	<b>2:41.18</b> <span style="color: green;">-3.15</span> Entry: 2:44.33
	25m: 15.73	50m: 34.81 (19.08)	75m: 56.11 (21.30)		
	100m: 1:16.49 (20.38)	125m: 1:40.19 (23.70)	150m: 2:04.51 (24.32)		
	175m: 2:23.76 (19.25)	200m: 2:41.18 (17.42)			
23	 Tang Winnie	14	 North Shore...	0.66	<b>2:41.35</b> <span style="color: green;">-2.29</span> Entry: 2:43.64
	25m: 15.89	50m: 35.27 (19.38)	75m: 55.20 (19.93)		
	100m: 1:15.14 (19.94)	125m: 1:38.91 (23.77)	150m: 2:03.68 (24.77)		
	175m: 2:22.87 (19.19)	200m: 2:41.35 (18.48)			
24	 Spencer Smith Evie	14	 Selwyn Swi...	0.70	<b>2:43.75</b> <span style="color: green;">-0.14</span> Entry: 2:43.89
	25m: 15.15	50m: 33.60 (18.45)	75m: 54.44 (20.84)		
	100m: 1:14.61 (20.17)	125m: 1:39.74 (25.13)	150m: 2:04.57 (24.83)		
	175m: 2:24.17 (19.60)	200m: 2:43.75 (19.58)			
25	 McNabb Carys	16	 Blenheim S...	0.78	<b>2:43.90</b> <span style="color: green;">-0.18</span> Entry: 2:44.08
	25m: 15.30	50m: 34.01 (18.71)	75m: 55.07 (21.06)		
	100m: 1:15.48 (20.41)	125m: 1:41.42 (25.94)	150m: 2:07.37 (25.95)		
	175m: 2:26.10 (18.73)	200m: 2:43.90 (17.80)			
26	 Cunningham Molly	14	 Vikings Swi...		<b>2:46.42</b> <span style="color: red;">+0.74</span> Entry: 2:45.68
	25m: 16.25	50m: 36.04 (19.79)	75m: 58.76 (22.72)		
	100m: 1:20.15 (21.39)	125m: 1:41.65 (21.50)	150m: 2:04.54 (22.89)		
	175m: 2:26.14 (21.60)	200m: 2:46.42 (20.28)			
27	 Packham Ana	14	 Waverley S...	0.82	<b>2:47.00</b> <span style="color: red;">+2.89</span> Entry: 2:44.11
	25m: 16.63	50m: 36.65 (20.02)	75m: 58.52 (21.87)		
	100m: 1:18.95 (20.43)	125m: 1:44.05 (25.10)	150m: 2:09.29 (25.24)		
	175m: 2:28.58 (19.29)	200m: 2:47.00 (18.42)			
28	 Harrison Charlotte	15	 Porirua City...	0.78	<b>2:47.13</b> <span style="color: red;">+1.62</span> Entry: 2:45.51
	25m: 15.54	50m: 34.55 (19.01)	75m: 56.08 (21.53)		
	100m: 1:16.91 (20.83)	125m: 1:42.26 (25.35)	150m: 2:08.38 (26.12)		
	175m: 2:28.64 (20.26)	200m: 2:47.13 (18.49)			
-	 Strombeck Tannah	15	 North Shore...		DNS